

The View finder

Newsletter of the Pikes Peak Camera Club

Member of the Photographic Society of America (PSA)

Volume 20-6 June 2008



"Flicka"
Bill Holm



www.pikespeakcameraclub.com

June 2008 Events

Meeting/Competition

Where: Living Springs Worship Center
604 Manitou Blvd.
Colorado Springs, CO

When: 7:00 pm
Tuesday, June 3rd, 2008

Competition Subject: Inclement Weather - dramatic view of Mother Nature in action

Board Meeting

The members of the board will meet June 17th, 2008.

New Members

Let's welcome Michael Drew as our newest member!

Upcoming Event

The Pikes Peak Camera Club will be hosting a special meeting in September to which our past presidents have been invited. The meeting is scheduled to begin at 6:00 PM rather than 7:00 to give everyone a chance to meet and speak to these special guests before our regular meeting begins. The club will be providing refreshments for the festivities.

Travelogue/Workshop

There is no travelogue or workshop scheduled for June. Please contact TW or Andy deNary if you're interested in presenting a future travelogue or workshop.

Field Trip

June's field trip will be an outing to Brush Hollow Reservoir and the goal will be to find insects to photograph. The date and time are yet to be determined. Jerry will let everyone know once the schedule is set.

Questions? Call Jerry Moldenhauer at 237-8728 or email him at streetroder@netzero.net.

President's Corner

Reflectors come in all shapes and sizes from the barn sized used by Hollywood and some of those lucky photographers who get to photograph the "Sports Illustrated Swim Suit edition". They haven't asked me yet but I'm still hopeful.

Reflectors have one purpose and that is to reflect light from the main light source such as the sun, a flash, or several flashes. Some reflectors will act as a diffuser and soften the light especially a white reflector.

The only reflectors that we will likely ever use are white, silver, and gold so I will talk about these. A good all purpose reflector is the Photoflex Multidisc 5' in 1. This is a 24 inch round reflector that folds up into a small 10 inch bag. You can carry it into the field very easily. It contains 4 different interchangeable reflectors and a diffuser. The reflectors are white, silver, gold and a gold/silver squiggle reflector that I have not yet figured out what it is for. The diffuser is very handy for diffusing the light on bright days.

Reflective surfaces even mirrors and bright shiny metal absorb some light. A mirror will reflect about 97% of the light striking it. White will reflect 90% of the light, silver about one stop less than the main light and gold one and a half to two stops and that squiggle thing about the same. These are rough guides as surfaces, such as smooth and shiny or matte, differ so reflectance's will vary with the surface.

A reflector I use a lot is a white 1 foot by 1 foot piece of plastic. I can stick this in my back pocket and it is great for shooting wildflowers. You can direct some light into those shaded areas. A small white card as small as a 3X5 index card comes in very handy for small objects.


I like to use the Photoflex reflector for doing close-ups of people. A person you are photographing can hold the reflector or you can mount it on a stand to direct some light from below to get rid of those shadows on the neck and under the chin. The gold reflector is very good to add luster to people with darker skin.

In photography we are concerned with light. Light is the paint brush we use to record our images. There is our main light source, sun, flash, whatever the source. There is the reflected light from that source which we can use, directed and divert to our purpose. There is light that will be absorbed, and light that will be refracted "pass through at an angle". By learning to control and direct light we can improve the image.

Coming next month " I'm still thinking"

T.W. Woodruff

Winner Gallery



"Dunes with Hills"
Tim Starr

"Native American Girl"
Bill Stanley



"Twice the Pull"
Al Swanson



Winner Gallery




"Freight Train"

Bill Holm

"Pikes Peak
and Moon"

Tim Starr



"Brake"

Bill Stanley

Future Focus

Membership Dues

Just a reminder that it's once again time for Bruce to collect our annual membership dues. The cost for 2008 is still \$30.

For those members who would like to mail the due, send them to:

Bruce du Fresne
4791 Bunchberry Ln
Colorado Springs, CO 80917

Monthly Competition Rules

Please refer to the yearbook for rules regarding the monthly competition for prints and slides.

Projected Digital Image File Requirements

JPG format
Max size - 500 kb/longest side 1024px
Colorspace - sRGB
Compression - 72dpi/7-10 quality
Naming structure - 08_01_Open(or subject)_Title_YourName
Questions? Contact Tim Starr (719-683-4347)
timstarr@falconbraodband.net

2008 Competition Subjects

January

Horses - Scene containing at least one horse

February

Portraits - An expressive view of someone else

March

Camouflage - An example of something camouflaged

April

PSA/Spring Scavenger Hunt - Subjects to be announced

May

Planes, Trains and Automobiles - Photograph containing any of these things

June

Inclement Weather - Dramatic view of Mother Nature in action

July

Flowers - Scene containing at least one flower

August

Bugs - Insect type stuff (spiders, etc.)

September

Reflection - A subject that is being reflected or the reflection itself

October

Fall Scavenger Hunt - Subjects to be announced

November

Landscape with Windmill - Classic landscape shot with windmill as central subject

December

Salon - Subjects to be announced later in the year

Winner Gallery



"Highway"
Tim Starr

Field Trip Gallery




Untitled
Tim Starr

Field Trip Gallery



All Images by
Tim Starr



Print Competition thru May 2008

Entrants	Subject	Maker Made		Commercial		Total	
		YTD	Current Month	YTD	Current Month	YTD	Current Month
du Fresne	Bruce	0	0	0	0	0	0
James	Deb	76	17	69	0	33	145
Lloyd	Bill	29	0	12	0	0	41
Meisenheimer	Carol	30	0	34	0	0	64
Meisenheimer	David	31	0	35	0	0	66
Moldenhauer	Jerry	0	0	0	0	0	0
Moldenhauer	Tom	0	0	0	0	0	0
Porter	Art	0	0	0	0	0	0
Saj	Andrew	49	19	53	0	36	102
Snow	Dick	0	0	0	0	0	0
Stanley	Bill	73	0	0	18	39	144
Starr	Tim	0	0	0	0	0	0
Steinhauer	Rita	60	0	0	17	33	132
Stewart	William	19	15	74	0	34	93
Vignone	Jacqueline	63	0	0	18	34	131

Slide Competition thru May 2008

Entrants	Subject	Open		Total	
		Current Month	YTD	Current Month	YTD
Cellini	Beverly	14	48	18	60
de Naray	Andy	18	68	18	66
Meisenheimer	Carol	0	35	0	40
Meisenheimer	David	0	32	0	33
Moldenhauer	Jerry	18	62	15	65
Moldenhauer	Tom	0	33	14	54
Stewart	William	20	74	18	65
Swanger	Spencer	0	37	0	39
Woodruff	T.W.	0	16	0	0

PRINT

Subject: Planes, Trains & Automobiles

Awards:

Locomotive in Snowstorm
by William Stewart
Airplane by Bill Stanley

Honorable Mentions:

Now You Can See Everything
by Andrew Saj
Cumbres & Toltec RR
by William Stewart

Open Commercial

Award

Adobe & Ironwork by Jacqueline Vignone

Honorable Mention

Native American Boy by Bill Stanley

Open Maker Made

Award

Flying High by Andrew Saj

Honorable Mention

The Big Tackle by Deb James

SLIDE

Subject: Planes, Trains & Automobiles

Awards:

Around the Bend by William Stewart

Honorable Mentions:

Locomotion Power by Andy de Naray

Open

Awards:

Harlequin Square Reflections
by Bev Cellini

Honorable Mentions:

Mountaineering by Andy de Naray

Digital Projection Competition thru May 2008

Entrants		Subject		Open		Total	
		Current Month	YTD	Current Month	YTD	Current Month	YTD
Boone	Ramona	0	0	16	29	16	29
Du Fresne	Bruce	16	72	15	71	31	143
Holm	Bill	11	24	11	22	22	46
James	Deb	14	66	16	65	30	131
Meisenheimer	Carol	0	0	0	37	0	37
Meisenheimer	David	0	0	0	40	0	40
Mikolaitis	Laura	0	14	0	13	0	27
Porter	Art	0	9	0	30	0	39
Stanley	Bill	16	58	18	62	34	120
Steinhauer	Rita	0	28	0	29	0	57
Starr	Tim	17	17	21	21	35	35
Swanson	Al	18	18	17	17	35	35
Woodruff	T.W.	14	59	18	66	32	125

Digital Projection

Subject: Planes, Trains & Automobiles

Awards:

Freight Train by Bill Holm
Twice the Pull by Al Swanson

Honorable Mentions:

Highway by Tim Starr
Brake by Bill Stanley

Open Commercial

Awards

Flicka by Bill Holm
Pikes Peak & Moon by Tim Starr

Honorable Mention

Native American Girl by Bill Stanley
Dunes with Hills by Tim Starr

May Field Trip

It was 8:00am when Jackie and I pulled into the Woodmen Road Park and Ride.

Tim and George Starr, and also Bill and Rita were there ready to go, and photograph the Denver Botanic Gardens. Shortly after 8am we headed for Denver via I-25.

From I-25 we took the University Blvd. exit then merged onto Josephine Street. After a short ride north on Josephine we were at the Botanic Gardens. The gardens offered many blooming flowers to shoot. There was a slight breeze, so patience was a must for photographing the taller flowers out side. Thank goodness there was a good variety of flowers to choose from. There were tall ones, short ones, big ones, and small ones. I photographed out side until 11:30. At that time, we met and had lunch.

After lunch, we all headed for the indoor rainforest. Now that's where I found it most interesting. There were a great many plants to choose from. No breeze to make them dance; and some very exotic flower species to be found. Rita and Bill also found a lizard, but I never did. I looked and looked for the darn creature, but never found it in the humid forest display.

After shooting a couple of hours in the heat and humidity of the tropical rain forest display, I found my wife, and we agreed to head for home. As we were heading out we noticed Tim and George in the main entrance area, and they were heading out as well.

Heading home, Jackie and I talked about the many flowers up there. One thing we did notice was the water lilies were not in bloom. We came to the conclusion that the Denver Botanic Gardens could be a place to go back to each month, and probably see new and different flowers on each trip. For more information on the botanic gardens visit their web site, www.botanicgardens.org

Jerry Moldenhauer

Favorites

From the editor

Carol Meisenheimer is continuing her rehabilitation. If you'd like to send a card, send them to David and he'll be sure to get it to her. Here is their address:

15938 Bridle Ridge Drive.
Monument, CO 80132

Photography Resources

"John Shaw's Photoshop CS3 Guide"

This is an "ebook" which can be found on John Shaw's website:
<http://www.johnshawphoto.com/ebook.html>

Winners and Field Trip Galleries

Currently the majority (if not all) of the images in the "Gallery" section of the newsletter are the digital and/or slide winners from the previous month's competition.

If you'd like to see your print competition winner printed in the newsletter, just send me an electronic version. Of course, prints made from digital images are easy. Just send me the file at (preferably) 240-300 dpi. Prints made from negatives will just need to be scanned and then sent to me. Again, 240-300 dpi will work nicely. This also applies to field trip images. Feel free to submit anything you like.

I've noticed some of the images in the newsletter come out somewhat dark and muddy. This is due to the amount of ink needed and the fact that some images are back to back with other images. I'm going to attempt to rectify that problem by using a better quality paper. If that doesn't work, I'll try to figure out some other solution!

deb

2008 Club Officers

President

T.W. Woodruff 685-4850 twwphotos@yahoo.com

V. President

William Stewart 527-9122

Treasurer

Bruce du Fresne 550-9883 badufresne@comcast.net

Secretary

Deb James 266-5994 debljames@hotmail.com

Other contacts:

Newsletter

Deb James 266-5994 debljames@hotmail.com

Field Trips

Jerry Moldenhauer 237-8728 streetroder@netzero.net

Digital Projection/WebMaster

Tim Starr 683-4347 timstarr@falconbroadband.net

Travelogue

Andy deNaray 481-0426 andydenaray@msn.com

THE VIEWFINDER

Pikes Peak Camera Club

Newsletter Editor

PO Box 49361

Colorado Springs, CO 80949