

The View finder

Newsletter of the Pikes Peak Camera Club

Member of the Photographic Society of America (PSA)

Volume 20-10 October 2008



"Morning in Peru"
Spencer Swanger



www.pikespeakcameraclub.com

October 2008 Events

Meeting/Competition

Where: Living Springs Worship Center
604 Manitou Blvd.
Colorado Springs, CO

When: 7:00 PM
Tuesday, October 7, 2008

Competition Subject: *Fall Scavenger Hunt*

October Meeting Agenda

In addition to the fall scavenger hunt images, a PSA "Best of the Best" slideshow will also be presented.

Board Meeting

The members of the board will meet Oct. 21st, 2008.

Travelogue/Workshop

There will be a travelogue on Oct. 21st. Art Porter will be presenting the Kurile Islands - Russian Far East.

New Member

Please welcome new member Anne Amaya to the club!

Field Trip

To be announced...

Questions? Call Jerry Moldenhauer at 237-8728 or email him at streetroder@netzero.net.

President's Corner

Thanks to everyone for making "A Night for the Presidents" a big success. Ron and Betty Bissonnette were going to come but had a funeral to go to and Charlie and Kath Davis were in Alaska. All toll we had 12 Presidents.

I have been in contact with PSA and will send an article and pictures to them. Hopefully they will publish it in the PSA magazine.

Saturday September the 6 could not have been more perfect on the peak I think we had 6 photographers photographing the event. I got there about 1PM anyone interest can view the images at photo-reflect.com. Bruce informed me that orders are pouring in. This will be more money for the club.


The board has kicked around some things we might want to do like sponsor a contest for High School Students with a \$100.00 first place, \$50.00 second and \$25.00 for third or what ever amount. Anyone got any Ideas contact me or one of the board members. I did suggest a two week cruise for the current President but the board voted that down by a 3 to 1 vote.

I have once again broken a rule by not regularly reading the by-laws.

The by-laws state that no later than the regular September meeting the President shall appoint a nominating committee of three members. The committee shall nominate a slate of officers to be announced at the October meeting. "Woops"

I will try to redeem myself by doing this at the next meeting or the next regular meeting. Anyone want to volunteer for this? We just need three members.

T.W. Woodruff



"Shrine Ridge Sunset"
Bill Holm

Winner Gallery



"Rock and Sky
in Ripples"

Tim Starr

"Leaving the
Locks"

Bob Card



"Autumn
Reflection"

William Stewart

Winner Gallery



"Upper Macey Lake"

Deb James



"Rose Reflection"

T.W. Woodruff



"Rocks in Car Side"

Bruce du Fresne

Future Focus

October Scavenger Hunt Subjects

An unusual or interesting shot of the following:

1. house
2. door
3. sign
4. fence
5. person
6. animal
7. sky
8. bird or birdhouse
9. toy
10. open

Monthly Competition Rules

Please refer to the yearbook for rules regarding the monthly competition for prints and slides.

Projected Digital Image File Requirements

JPG format
Max size - 500 kb/longest side 1024px
Colorspace - sRGB
Compression - 72dpi/7-10 quality
Naming structure - 08_01_Open(or subject)_Title_YourName
Questions? Contact Tim Starr (719-683-4347)
timstarr@falconbroadband.net

2008 Competition Subjects

January

Horses - Scene containing at least one horse

February

Portraits - An expressive view of someone else

March

Camouflage - An example of something camouflaged

April

PSA/Spring Scavenger Hunt - Subjects to be announced

May

Planes, Trains and Automobiles - Photograph containing any of these things

June

Inclement Weather - Dramatic view of Mother Nature in action

July

Flowers - Scene containing at least one flower

August

Bugs - Insect type stuff (spiders, etc.)

September

Reflection - A subject that is being reflected or the reflection itself

October

Fall Scavenger Hunt - Subjects on previous page

November

Landscape with Windmill - Classic landscape shot with windmill as central subject

December

Salon - Subjects to be announced later in the year

Winner Gallery



"Sisters Reflection"
Al Swanson



"Columbine & Pine"
Deb James



"Upper Blue Lake"
Tom Moldenhauer

Winner Gallery




"Doubtful
Sound"

Art Porter

"Coming Rain"

Spencer
Swanger



"Old Truck
Reflection"

Jerry
Moldenhauer

Print Competition thru September 2008

Entrants	Subject	Subject		Maker Made		Commercial		Total	
		Current Month	YTD	Current Month	YTD	Current Month	YTD	Current Month	YTD
Boone	Ramona	0	17	0	22	0	0	0	39
Card	Bob	0	46	15	33	0	0	15	79
Card	Marjorie	16	48	18	60	0	0	34	108
James	Deb	17	147	22	150	0	0	39	297
Lloyd	Bill	0	59	14	73	0	0	14	132
Meisenheimer	Carol	0	30	0	34	0	0	0	64
Meisenheimer	David	0	31	0	35	0	0	0	66
Saj	Andrew	14	103	18	120	0	0	32	223
Snow	Dick	0	0	0	7	0	0	0	7
Stanley	Bill	18	134	0	0	15	129	33	263
Steinhauer	Rita	17	125	0	0	18	138	35	263
Starr	Tim	0	19	0	14	0	0	0	33
Stewart	William	15	50	16	139	0	0	31	189
Swanson	Al	0	14	16	16	0	0	16	30
Van Namee	Jim	0	7	0	0	0	0	0	7
Vignone	Jacqueline	19	115	0	0	14	115	33	230

Slide Competition thru September 2008

Entrants	Subject	Open		Total			
		Current Month	YTD	Current Month	YTD		
Cellini	Beverly	14	107	16	122	30	229
de Naray	Andy	17	134	16	128	33	262
Meisenheimer	Carol	0	35	0	40	0	75
Meisenheimer	David	0	32	0	33	0	65
Moldenhauer	Jerry	19	131	17	139	36	270
Moldenhauer	Tom	16	99	18	122	34	221
Starr	Tim	0	14	0	14	0	28
Stewart	William	21	143	20	143	41	286
Swanger	Spencer	16	53	22	61	38	114
Woodruff	T.W.	0	51	0	15	18	66

PRINT

Subject: Reflection

Awards:

Reed & Reflection by Jacqueline Vignone
Auckland, New Zealand by Bill Stanley

Honorable Mentions:

Upper Macey Lake by Deb James
Reflective Art by Rita Steinhauer

Open Commercial

Award

Big Butterfly by Rita Steinhauer

Honorable Mention

Fisherman on Illinois Lake by
Bill Stanley

Open Maker Made

Award

Columbine & Pine by Deb James
Little Mexican by Andrew Saj

Honorable Mention

Rose Petal Planes by Marjorie Card
Sand Creek by Deb James

SLIDE

Subject: Reflection

Awards:

Lily Reflection by William Stewart
Old Truck Reflection by
Jerry Moldenhauer

Honorable Mentions:

Reflections by Andy de Naray
Autumn Reflections by William Stewart

Open


Awards:

Erosion Sculpture by William Stewart
Morning in Peru by Spencer Swanger


Honorable Mentions:

Coming Rain by Spencer Swanger
Upper Blue Lake by Tom Moldenhauer

Winner Gallery



"Rose Petals Plane"
Marjorie Card



"Reflections"
Andy de Naray



"Erosion Sculpture"
William Stewart




"Lily Reflection"
William Stewart

Winner Gallery



"Lovely Lotus"
Marjorie Card

"How Rude!"
Tim Starr



"Windy Ridge
Pine"

Bill Holm



Digital Projection Competition thru September 2008

Entrants		Subject		Open		Total	
		Current Month	YTD	Current Month	YTD	Current Month	YTD
Boone	Ramona	0	17	0	44	0	61
Card	Bob	17	17	16	47	33	64
Card	Marjorie	16	36	19	48	35	84
Du Fresne	Bruce	17	136	17	142	34	278
Holm	Bill	15	88	22	87	37	175
James	Deb	16	129	18	133	34	262
Meisenheimer	Carol	0	0	0	37	0	37
Meisenheimer	David	0	0	0	40	0	40
Mikolaitis	Laura	0	14	0	13	0	27
Moldenhauer	Jerry	7	7	0	20	7	27
Porter	Art	18	27	17	47	35	74
Stanley	Bill	0	83	0	96	0	179
Steinhauer	Rita	0	59	0	67	0	126
Starr	Tim	19	71	20	74	39	145
Swanson	Al	17	76	16	82	33	158
Vignone	Jacqueline	0	20	0	14	0	34
Woodruff	T.W.	21	136	16	138	37	274

Digital Projection

Subject: Reflection

Awards:

- Doubtful Sound by Art Porter
- Rose Reflection by TW Woodruff
- Rock & Sky in Ripples by Tim Startt

Honorable Mentions:

- Sisters Reflection by Al Swanson
- Leaving the Locks by Bob Card
- Rocks in Car Side by Bruce du Fresne

Open

Awards

- How Rude by Tim Starr
- Windy Ridge Pine by Bill Holm

Honorable Mention

- Shrine Ridge Sunset by Bill Holm
- Lovely Lotus by Marjorie Card

Field Trip Images



All images by:

Jerry
Moldenhauer



Miscellaneous

Tips for shooting panoramics

These tips along with more detail can be found in the October issue of "Outdoor Photographer" magazine.

Scenes that work best:

- 1) One subject and lots of surrounding context
- 2) Location where you can shoot from a high vantage point
- 3) Sunsets and sunrises

Shooting tips:

- 1) Make sure your tripod is level
- 2) Use manual settings for white balance, shutter speed, aperture and focus
- 3) Overlap images by 25 to 30 percent
- 4) User remote release and mirror lock-up, if available

From the editor

All members are welcome to submit content for the newsletter. I try to get the newsletter published a few days prior to the monthly meeting. If you have something to contribute, please let me know at least one week (more if possible) prior to the monthly meeting.

Winners and Field Trip Galleries

Currently the majority (if not all) of the images in the "Gallery" section of the newsletter are the digital and/or slide winners from the previous month's competition.

If you'd like to see your print competition winner printed in the newsletter, just send me an electronic version. Of course, prints made from digital images are easy. Just send me the file at (preferably) 240-300 dpi. Prints made from negatives will just need to be scanned and then sent to me. Again, 240-300 dpi will work nicely. This also applies to field trip images. Feel free to submit anything you like.

deb

2008 Club Officers

President

T.W. Woodruff 685-4850 twwphotos@yahoo.com

V. President

William Stewart 527-9122

Treasurer

Bruce du Fresne 550-9883 badufresne@comcast.net

Secretary

Deb James 266-5994 debljames@hotmail.com

Other contacts:

Newsletter

Deb James 266-5994 debljames@hotmail.com

Field Trips

Jerry Moldenhauer 237-8728 streetroder@netzero.net

Digital Projection/WebMaster

Tim Starr 683-4347 timstarr@falconbroadband.net

Travelogue

Andy deNaray 481-0426 andydenaray@msn.com

September Field Trip Report

Autumn Day in the High Country

It was about 7:05AM when Andy and I arrived at the west side Safeway at 32nd Street and Colorado Avenue. Awaiting our arrival were brother Tom, Deb and Ron James and Tim and George Starr. Giving any others a few more minutes to show, I went in to Safeway and grabbed a power bar for breakfast, and a sandwich and chips for lunch. With food in hand I went back to the waiting group.

Tom joined Andy and me in the Blazer. Deb and Ron were in a Ford Escape, and Tim and George was in a really pretty red Fire Bird. I knew the Horse Shoe Basin was a mild back country road, but I didn't know now the Fire Bird was going to fare up there. After letting Tim know that he could ride in one or the other vehicles when the going got rough, we headed west on highway 24. We topped Wilkerson Pass and looked over at the Mosquito Range. It was white. Not from clouds, but from snow, and Horse Shoe Basin was no exception.

We stopped at a gas station in Fairplay, and I joked that we should have brought snow shoes. The mountains looked white, but not as white as they did from South Park. As we headed up Four Mile Creek Road, just south of Fairplay, we passed an old mine. Tim stopped to photograph it, so we all stopped too. This was a nice break, and a chance to get out and get our photographic zones warmed up for the basin.

I stopped at the cross roads where one road goes to the Mount Sherman trail head, and the other heads up in to the basin. The road gets a little rougher from this point on, and I wanted to see how the Fire Bird was doing so far. With no worries, I headed out, Tim followed, and Ron was at the rear. We took our time, and Tim took the Fire Bird all the way to the parking area. We went by a couple in a big ol' 4X4, and they sure gave the Fire Bird a looking over. At the parking area we got out and I took a group picture of all us and the Fire Bird. All but Tom, as he was already on his way to the tarn to make pictures.

We gathered at the tarn, and the weather was perfect for reflections. The snow gave the mountains a rougher appearance as well as a better contrast to the blue sky. I will admit I was in my own zone up there. It has been a long while since I've been up there, and I totally enjoyed it. I finally got back to the Blazer at around 2:PM. I ate lunch with Tom; the others had eaten already, and were patiently waiting for me to get back.

September Field Trip Report (cont.)

After lunch the five of us head down the road to the Limber Pine Grove in this area. (Tim and George took off around noon so that George could have a sleep over that evening.) Tom, Deb, and Ron take the trail that heads out from the Four Mile Creek Road. Andy and I went to the trail head in the Horse Shoe Camp Ground. This trail is very nice. It goes through a thickly wooded forest. The closer we got to the Limber Pine Grove the more limber pines we started to see. Then we broke out of the thick forest in to an opening with limber pines scattered throughout.

I stopped here, at the eastern edge of the opening. This area is very rocky, and we could hear pika. I could hear them, but couldn't get any shots until I stopped and waited by a huge boulder. Then a couple came out and went about their daily affairs of gathering vegetation for the winter. I took a few photos of the pika, and then the sun broke through the clouds and I headed for the limber pines.

A lot of the pines were already in the shadow of Sheep Mountain. (Personal Note: The Limber Pine Grove is a better morning photography hot spot.) I was able to find a few pines being lit by the evening light and started to get in the zone again. We shot the pines until a cloud bank in the west flattened the light.

With the light flat, and the day drawing to an end, Tom and I headed back to the Blazer. Andy had already started back ahead of us. We caught up with Andy about halfway down the trail. When the three of us arrived at the Blazer, Ron and Deb were there waiting patiently for us.

Tom, Andy and I loaded our gear into the Blazer, and down to Fairplay the five of us went in search of food. After doing a tour of Fairplay, and finding nothing but Pub and Grub type places, emphasis on the Pub, we ended up at Pizza Hut. We ate our pizza, and enjoyed reminiscing about what a fine autumn day in the high country we had.

Jerry Moldenhauer

THE VIEWFINDER

Pikes Peak Camera Club

Newsletter Editor

PO Box 49361

Colorado Springs, CO 80949